

TENS Back Pain Belt
Instruction for Use

Contents

1. About the unit.....	2
2. Signs and symbols.....	2
3. Important notes.....	3
4. Unit description.....	4
5. Using the unit for the first time and changing the batteries.....	5
6. Operation.....	6
7. Cleaning and care of the unit and belt.....	7
8. Disposal.....	7
9. Troubleshooting.....	7
10. Technical specifications.....	8

Contents

- Back belt with control unit
- Extension belt
- Batteries, 3 x 1.5 V AAA (LR03, micro)
- This instruction manual

Please read these instructions for use carefully and keep them for later use, be sure to make them accessible to other users and observe the information they contain.

1. About the unit




Pain relief on the lower back

The back belt works on the basis of electrical nerve stimulation (TENS). The more precise term is transcutaneous (meaning „through the skin“) electrical nerve stimulation (TENS). TENS is approved as a clinically proven, effective, medicationfree method of treating certain types of pain which, when used properly, is also free of side effects. It is also approved as a means of simple self-treatment.








The pain-relieving or pain-suppressing effect is caused by suppressing the transmission of pain in the nerve fibres (particularly through high-frequency impulses) and increasing the release of the body's own endorphins, which decrease the sensation of pain by their effect in the central nervous system. This method is clinically tested and approved. Every condition that calls for the use of TENS must be clarified by your doctor. He or she will also give you information about the specific benefits of a TENS self-treatment.

2. Signs and symbols

The following symbols appear in these instructions.

	Warning	Warning instruction indicating a risk of injury or damage to health.
	Important	Safety note indicating possible damage to the unit/accessories.
	Note	Important information to be noted.

The following symbols are used on the identification plate.

	Type BF applied part
	Read the instructions for use
	Caution! Read the instructions for use. Refer to accompanying documents.
	Manufacturer
SN	Serial number
	The CE labelling certifies that the product complies with the essential requirements of Directive 93/42/EEC on medical products.
	Disposal in accordance with EC Directive 2002/96/EC – WEEE (Waste Electrical and Electronic Equipment).
	Direct current

