



Digital Thermometer

Model No. DMT-4132

The Boots Digital Thermometer is intended for home use, to measure body temperature either orally or under the arm and is suitable for people of all ages.

IMPORTANT ADVICE

Please read the instructions carefully before using this device and retain the instructions for future reference.

Always hold the thermometer at the end opposite the probe.

Do not take temperature after exposure to very hot or very cold conditions or for 30 minutes after eating, drinking or exercising.

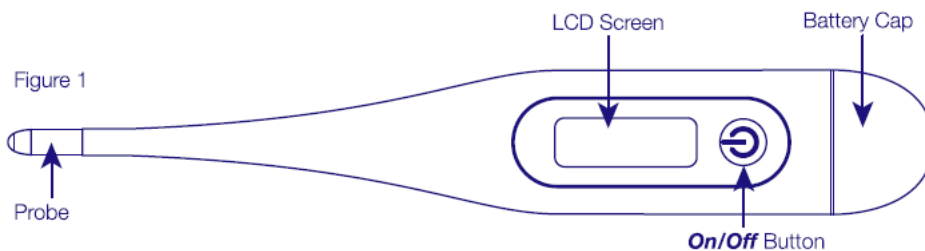
Before taking temperature, lie or sit down for at least 5 minutes.

"Normal" body temperature is 37°C, however this can vary from person to person and a child's body temperature can vary between 36°C and 37.5°C.

If high temperature persists, or worsens, or other symptoms develop that you are concerned about seek medical attention.

Temperature is not the only indication of illness. If your child seems unwell, whether or not they have a high temperature, seek medical advice.

Parts of your Digital Thermometer



PRECAUTION

The performance of this device may be affected by any of the following:

- Operation outside manufacturers stated storage and operational temperature and humidity range
- Mechanical shock (e.g. impact) or damage to sensor
- Patient temperature is below ambient temperature
- Portable and mobile RF communications can affect the device. The device should not be used directly adjacent to or between other electrical equipment

OPERATING YOUR DIGITAL THERMOMETER

°C/°F Selection


Temperature readings are available in either Celsius or Fahrenheit; with °C or °F indicated in the upper right hand corner of the LCD display. With the unit off, press and hold the ON/OFF button for approximately 2 seconds to change the current setting.

DIRECTIONS

Ensure that the thermometer is cleaned before and after each use as per the cleaning instructions.

1. Press the ON/OFF button to activate the thermometer.
2. The digital display will show 188.8°C (self test temperature) with one beep, followed by the last recorded temperature. After showing the self test temperature the thermometer is now ready to use.
3. **i) TAKING AN ORAL TEMPERATURE**
Place the probe tip under the tongue, towards the back of the mouth. The mouth must remain closed during the measurement to ensure accurate readings. Opening the mouth could result in an extended measurement time and may affect the reading.
3. **ii). TAKING AN UNDERARM TEMPERATURE**
Wipe armpit dry. The probe tip should be placed under the arm so the tip is touching the skin. Hold the thermometer parallel to the body and position the arm so that the probe tip is well covered by the armpit.
NOTE: Underarm temperatures are generally 0.5°C lower than oral readings.
4. The degree sign flashes throughout the testing process. When the flashing stops, an alarm will beep (Bi-Bi-Bi-Bi...) for approximately 10 seconds. The measured reading will appear on the LCD display simultaneously. You must wait for the 10 second beep before taking a reading.
5. **The measurement continues, even after the 10 second beep. In order to obtain the most accurate temperature measurement, we recommend the probe is retained in position for about 2 minutes (oral measurement) or 5 minutes (under arm).** Note: wait at least 30 seconds before taking a new temperature.
6. **FEVER ALERT:** The thermometer will emit a series of triple beeps (Bi-Bi-Bi----Bi-Bi-Bi-----Bi-Bi-Bi....) if the measured temperature is over 37.7°C (99.9°F) to alert the user of an elevated temperature.
7. To turn the unit off, press the ON/OFF button after testing is complete. The unit will automatically shut-off after approximately ten minutes.

TROUBLESHOOTING

Error message	Problem	Solution
Lo	Temperature taken is lower than 32.0°C or 90.0°F	Turn off, wait one minute then take a new temperature, following the instructions carefully.
Hi	Temperature taken is higher than 43.9°C or 111.9°F	Turn off, wait one minute then take a new temperature, following the instructions carefully.
Err	The system is not functioning properly.	Remove the battery. Wait one minute, then re-insert. If the message reappears, contact your retailer for assistance.
	Insufficient battery charge (Battery icon is flashing)	Replace the battery.

CLEANING THE THERMOMETER

Do not immerse in water or any other liquid.

1. Wipe the probe with a cloth and soap and water.
2. Wipe dry with a clean, soft cloth.

The use of any other solution or cleaning method may damage the thermometer.

STORING THE THERMOMETER

When not in use, store in the protective case provided.

Remove the battery from the device when not in use for a long time.

CHANGING THE BATTERY

The battery in your digital thermometer needs to be replaced when the battery symbol () appears in the bottom right of the display.

1. Slide back and remove the battery cap (Fig 2).
2. Gently pull out the plastic circuit board with the battery chamber approximately 10mm/ ½". (Fig 3).
3. Push the battery out using a small screwdriver. Dispose of exhausted battery at a battery collection facility.
4. Insert a new LR41 1.5v battery with the positive (+) side facing up (Fig. 4).
5. Gently slide the circuit board back into position and slide the battery cap back into place.



Figure 2



Figure 3



Figure 4

WARNING

KEEP OUT OF THE REACH OF CHILDREN

The thermometer should only be used under the supervision of an adult.

Swallowing a button battery or battery cap may be fatal.

Do not bite the thermometer – this may lead to breakage or injury.

Some people may have been asked by their doctor to monitor their child's or their own temperature. This may be because of an increased risk of infection due to cancer, leukaemia, or chemotherapy. If your doctor has asked you to monitor your child's or your own temperature, you should ask your doctor whether this is a suitable thermometer to use.

Do not charge the battery or dispose of it in a fire.

Do not bend, drop or attempt to disassemble or repair the thermometer. Doing so may result in inaccurate readings.

Do not store the unit where it will be exposed to direct sunlight, dust or humidity. Avoid extreme temperatures.


Do not use when the thermometer is wet.

Ensure the thermometer has been stored at ambient temperature -5.0°C – 40.0°C (41°F-104°F) – for at least 15 minutes before use.

CALIBRATION

The thermometer is initially calibrated at the time of manufacture. If the thermometer is used according to the user instructions, periodic adjustment is not required. If you suspect the calibration of your device may have changed, take a measurement orally after 2 minutes and then underarm after 5 minutes, allowing 5 minutes between measurements. (NOTE: Underarm temperatures are generally 0.5°C lower than oral readings). If you are still concerned, contact your retailer.

SPECIFICATIONS

Type	Digital Thermometer (non predictive)
Measurement range	32°C – 43.9°C or 90.0°F-111.9°F
Display resolution	0.1°C
Accuracy	+/-0.1°C (+/-0.2°F) between 35.5°C to 42.0°C (95.9°F-107.6°F) at ambient operating range (18-28°C). +/-0.2°C for other measurement and ambient operating ranges.
Measurement position	Oral and under arm.
Ingress protection rating	IP27
Memory recall	Last measured value
Ambient Operating range	Temperature: 5.0°C – 40.0°C (41°F-104°F) Relative Humidity: 15% to 95% Atmospheric pressure: 700hPa-1060hPa
Storage and transportation condition	Temperature: -20°C – 55°C (-4°F-131°F) Relative Humidity: 15% to 95% Atmospheric pressure: 700hPa-1060hPa
Battery type	LR41 (AG3) or equivalent (1.5V)
Battery life	Approximately 200 hours continuous operation or 1 year with 3 measurements per day.
Dimensions	Approximately 138.0 x 22.0 x 12.0 mm
Weight	Approx. 12.0g including battery
Classification	Type BF 

DISPOSAL



In order to minimise hazards to health and the environment and ensure that materials can be recycled, this product should be disposed of at a separate collection facility for waste electrical and electronic equipment. Batteries should be disposed of at a battery collection facility. The Wheelie bin symbol marked on products, batteries or their packaging is there to remind you. Contact our free helpline 0800 915 9023 (UK) or 1 890 708091 (ROI) or see www.recycle-more.co.uk or recyclemore.ie for further details.

Contents: Thermometer, Storage Case, Instruction Leaflet
Text revised 01/20


Manufacturer

 European Authorized Representative

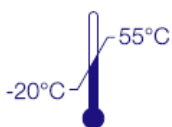
 Batch code



Caution, consult accompanying documents.



This symbol indicates that the Thermometer is a Type BF device



Storage and Transportation
Temperature Limit: -20°C~55°C
(-4°F-131°F)

Distributed by:
The Boots Company PLC
1 Thane Road Nottingham
NG2 3AA UK
www.boots.com

 Joytech Healthcare Co., Ltd
No. 365 Wuzhou Road Yuhang
Economic Development Zone
Hangzhou City 311100
Zhejiang China



Shanghai International Holding Corp. GmbH (Europe)
Eiffestrasse 80, 20537 Hamburg, Germany


0197